

## G Chassis B48 BMW Aluminum Turbo Inlet Upgrade Install Guide


Last updated 9/29/2025

Use subject to terms and conditions posted at <https://burgertuning.com/pages/terms>


THIS PART IS LEGAL FOR USE ONLY IN COMPETITION RACING VEHICLES AS DEFINED UNDER CALIFORNIA LAW AND IS NOT LEGAL FOR USE IN ANY OTHER MOTOR VEHICLE. California law defines a "racing vehicle" as "a competition vehicle not used on public highways." (Calif. Health & Safety Code 39048) This part may only be used on competition racing vehicles operated exclusively on a closed course in conjunction with a sanctioned racing event. Competition-only motor vehicles may not be driven to a racing event on a public highway and must be transported on a trailer or other carrier. USE OF THIS PART IN ANY OTHER VEHICLE MAY SUBJECT YOU TO FINES AND PENALTIES FOR VIOLATION OF FEDERAL AND/OR STATE LAW, WILL VOID YOUR WARRANTY FROM BURGER MOTORSPORTS, INC, AND CAN VOID YOUR VEHICLE'S WARRANTY. It is your responsibility to comply with all applicable federal and state laws relating to the use of this part, and Burger Motorsports, INC hereby disclaims any liability resulting from the failure to use this part in compliance with all applicable federal and state laws.



Prepare by adding the supplied black silicone O-ring and metal clip as shown below. A little lubricant/oil on the O-ring will help the inlet go on easier during the install.



Next pull the metal clip out from the factory inlet turbocharger connection and pull the tube off.






Carefully remove the PCV hose from the factory inlet by simultaneously pressing in the clips in on each side and pulling upward.




Now remove the other breather hose from behind by pinching the front at back on the vertical lines (III) and pulling upward to release.





Click the inlet on to the turbo and be sure it's securely clipped on before proceeding. Next clip the rear breather hose on to the smaller fitting. Next click the PCV hose into the larger fitting.



Now attach the silicone coupler and hose clamps to the B48 competition intake outlet.

